

MONOBLOC-350

Simplicity for large installations





MONOBLOC-350 is a classic retractable arm awning that faces the challenges of big projects thanks to the square bar system. At the same time, it favours the aesthetic of the façade since visually it features a light appearance thanks to the reduced dimensions of its supporting elements.

The torsion bar allows for a simple assembly in large awnings while making installation work faster and more effective.



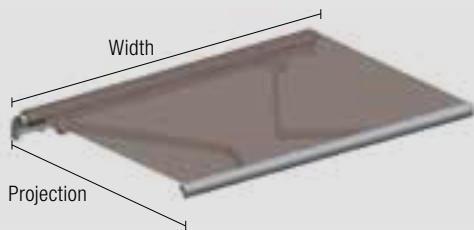
- The reduced dimensions of its supporting elements favour the aesthetic effect of the installation.
- With the monobloc system it is possible to distribute the weight of the awning along the façade. The front or ceiling supports that hold the 40x40 bar are assigned at different intermediate points.
- A single set of arms give you 5.50 m. of base-line and a projection of 3,50 m. For larger extensions, the system is designed to incorporate as many arms as needed until the 12,00 m. maximum width is reached.



The MONOBLOC 350 support is compatible with the crossed arm kit bracket, which is a solution so that the projection of the awning is not limited by the available width in small sites.

The torsion bar helps to absorb the stress caused by involuntary movements of the awning and stabilizes the installation.

Maximum dimensions (m)



Max. projection	Max. width		
	2 Arms	3 Arms	4 Arms
3,00	6,00	9,00	12,00
3,50	5,50	8,25	11,00

Operation

- ☒ Manual
- ☒ Motorised
- ☒ Automated

Mounting

-  Wall
-  Ceiling

Lighting possibilities

- ☐ Cassette profile
- ☐ Front profile
- ☒ Arms (Onyx Lux)

Recommendation: always use a motor over 2 arms or for projections over 3,00 m

Accessories



Galaxia-290 weather cover



Sombrex-500



Crossed arm kit



Valance

Finishes

Lacquer in accordance with QUALICOAT standards
Stainless steel screws and bolts
Arms with integral laquering

Classification

Standards: UNE-EN 13561:2015



Wind
Up to 28 km/h



Durability
10.000 maneuvers min.

Usual installations

Terraces 

Large terraces 

Recommended with arms

ONYX-400 &
ONYX LUX-400

- All the covers are made of aluminium and are lacquered in the same colour as the arm.
- Balanced and contemporary design. lacquering, robustness and a totally metallic look.
- The ball joint design improves the performance of the arm when half open to give it more tension.
- The ONYX LUX-400 is an arm model featuring a 100% integrated lighting system and no cables in sight in the elbow.



Compatible with arms



Onyx-400
Onyx Lux-400
Splendor-400



ART-250
Splendor-300

Dimensions (mm)

Wall mounting



Ceiling mounting



Wall mounting with crossed arms



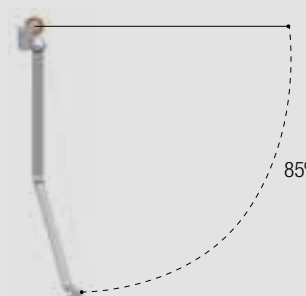

Ceiling mounting with crossed arms



Slope

Wall

Ceiling



30° with crossed arm kit

Note: The crossed arms kit is always mounted on the left bracket

Minimum width for recommended arms (m)

Projection	Minimum width			
	2 Arms	3 Arms	4 Arms	2 Crossed arms
1,50	2,12	3,07	4,04	1,22
1,75	2,37	3,45	4,54	1,35
2,00	2,62	3,83	5,04	1,48
2,25	2,87	4,21	5,54	1,61
2,50	3,12	4,59	6,04	1,74
2,75	3,37	4,97	6,54	1,87
3,00	3,62	5,35	7,04	2,00
3,25	3,87	5,73	7,54	2,13
3,50	4,12	6,11	8,04	2,26

Max. dimensions for recommended fabrics (m)

	Width x projection	2 Arms	3 Arms	4 Arms	2 Crossed Arms
RECACRIL	RECACRIL	6,00 x 3,00	9,00 x 3,00	12,00 x 3,00	4,12 x 3,50
		5,50 x 3,50	8,25 x 3,50	11,00 x 3,50	4,12 x 3,50
	RECSYSTEM	6,00 x 3,00	9,00 x 3,00	12,00 x 3,00	4,12 x 3,50
		5,50 x 3,50	8,25 x 3,50	11,00 x 3,50	4,12 x 3,50
RECScreen	RECWATER	4,50 x 2,50	6,75 x 2,50	9,00 x 2,50	4,50 x 3,00
	RecScreen 4000P - 1%	5,00 x 3,00	7,50 x 3,00	10,00 x 3,00	3,50 x 3,00
	RecScreen 6000 - 2%	4,25 x 2,50	6,40 x 2,50	8,50 x 2,50	3,00 x 3,00
	RecScreen 7000 - 3%	5,00 x 3,00	7,50 x 3,00	10,00 x 3,00	3,50 x 3,00
	RecScreen RAINLESS	4,25 x 2,50	6,40 x 2,50	8,50 x 2,50	3,00 x 3,00
PVC	RECAFLEX PRO	4,50 x 2,50	6,75 x 2,50	9,00 x 2,50	3,00 x 3,00





mk@llaza.com
export@llaza.com
T. +34 977 990 600
F. +34 977 990 610

www.llaza.com

LLAZA WORLD, S.A.
Tramuntana, 1
Pol. Ind. Roques Roges
43460 ALCOVER — Spain